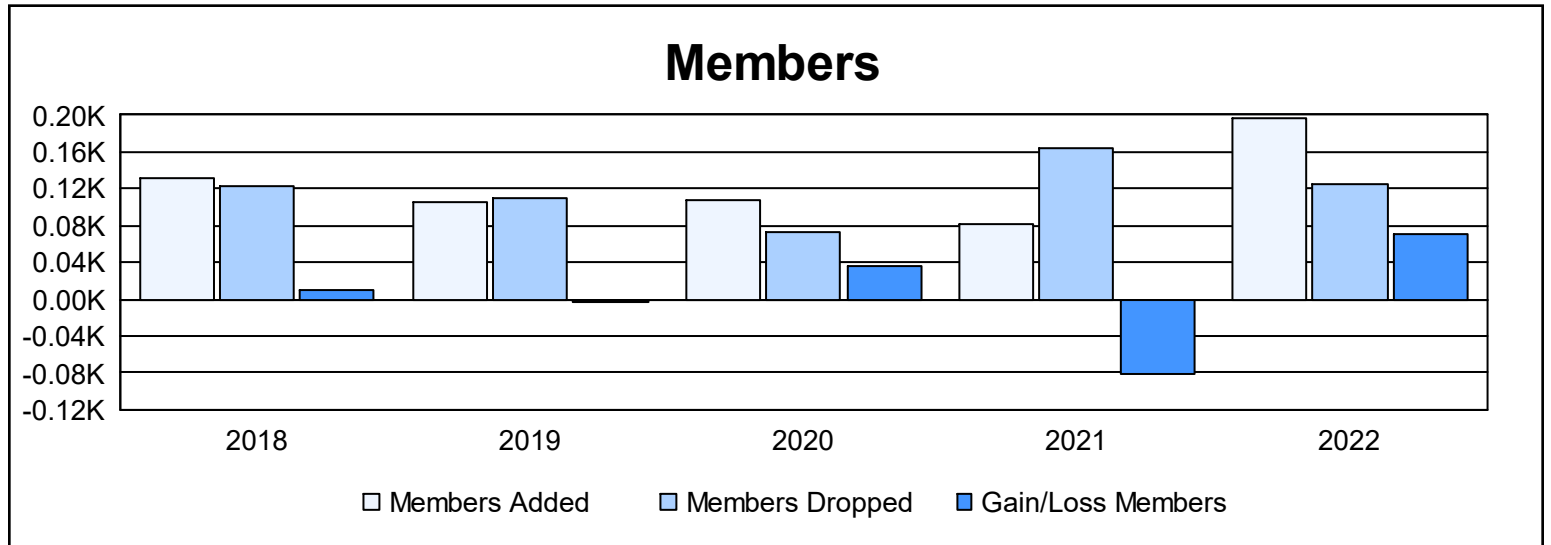

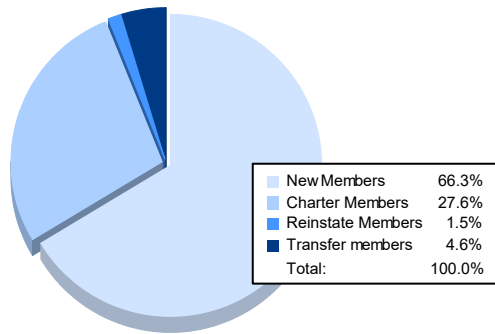


| Year | New Clubs | Dropped Clubs | Gain/ Loss Clubs | New Members | Charter Members | Reinstate Members | Transfer Members | Total Member Added | Total Members Dropped | Gain/ Loss Members |
|----------------|-----------|---------------|------------------|-------------|-----------------|-------------------|------------------|--------------------|-----------------------|--------------------|
| 2017-2018 | 0 | 0 | 0 | 115 | 2 | 12 | 3 | 132 | 122 | 10 |
| 2018-2019 | 0 | 0 | 0 | 97 | 0 | 3 | 6 | 106 | 109 | -3 |
| 2019-2020 | 0 | 0 | 0 | 98 | 0 | 1 | 8 | 107 | 72 | 35 |
| 2020-2021 | 0 | 0 | 0 | 73 | 2 | 2 | 5 | 82 | 163 | -81 |
| 2021-2022 | 1 | 0 | 1 | 130 | 54 | 3 | 9 | 196 | 126 | 70 |
| Average | 0 | 0 | 0 | 103 | 12 | 4 | 6 | 125 | 118 | 6 |



Membership Composition June 2022 Cumulative



Gender Composition June 2022 Cumulative

